


FX RACING WEEK END LAST ROUND
Misano World Circuit – Marco Simoncelli
8/9/10 NOVEMBER 2024
ROLLING START PROCEDURE



DRIVERS BRIEFING WITH THE RACE DIRECTOR



QUESTION TIME

POSSIBLE QUESTIONS CAN BE ASKED AT THE END THE PRESENTATION

A yellow rounded rectangle containing a graphic with the words 'QUESTION TIME' in white. The text is surrounded by several concentric, glowing circles in shades of purple, blue, and green. A black cursor arrow points towards the text from the bottom right.

ESTIMATED TIME FOR THE BRIEFING IS 25' MINUTES

A red rounded rectangle containing a digital clock display showing '12:00' in red. Below the clock, the text 'ESTIMATED TIME FOR THE BRIEFING IS 25' MINUTES' is written in white, bold, sans-serif font.

**WELCOME
TCR EUROPE ENDURANCE
WELCOME MAURICIO**

A blue rounded rectangle containing the text 'WELCOME TCR EUROPE ENDURANCE WELCOME MAURICIO' in white, bold, sans-serif font.

ROUND MISANO WORLD CIRCUIT RACE WEEKEND FORMAT

FREE PRACTICE

2 x 25'

QUALIFYING

1 x 15' Reserved to the driver who will start the first part of the race

5' break

1 x 15' Reserved to the driver who will start the second part of the race

GRID

Sum of best laps of Driver 1 and Driver 2

RACE

The race will be divided in two parts of 60 minutes each

MANCHE 1: starting grid made by qualifying results; Rolling start

NO PODIUM

MANCHE 2: starting grid made by part 1 results; Rolling start

PODIUM

During both parts one pit stop is mandatory for driver change

+ minimum 2 tyres change during the "pit stop window"

RESULTS

Final Classification will be the sum of Part 1 and Part 2 time results

MAIN HOURS OF THE EVENT

Venerdì						
Apertura pitlane	Chiusura Pit lane	Start	End	Dur	Category	Session
09:00		09:00	09:25	00:25	FX Pro Series / FX2	FP1
09:30		09:30	09:55	00:25	Mini Challenge / ATCC Cup A	FP1
10:00		10:00	10:20	00:20	Twingo Cup / ATCC Cup B	FP1
10:25		10:25	10:50	00:25	X-GT4 Italy - Supersport GT	FP1
10:55		10:55	11:20	00:25	TCR / Lotus Cup / ATCC Light	FP1
11:25		11:25	11:50	00:25	FX Pro Series / FX2	FP2
11:55		11:55	12:15	00:20	Trofeo Predator's	FP1
12:20		12:20	12:40	00:20	Twingo Cup / ATCC Cup B	FP2
PAUSA						
13:30		13:30	13:55	00:25	X-GT4 Italy - Supersport GT	FP2
14:00		14:00	14:20	00:20	FX2	Q
14:25		14:25	14:45	00:20	FX Pro Series	Q
14:50		14:50	15:15	00:25	TCR / Lotus Cup / ATCC Light	FP2
15:20		15:20	15:45	00:25	Mini Challenge / ATCC Cup A	FP2
15:50		15:50	16:25	00:35	X-GT4 Italy - Supersport GT (15'+5'+15')	Q
16:30		16:30	16:50	00:20	ATCC	Q
16:55		16:55	17:20	00:25	Lotus Cup Italia (20 + Super Pole)	Q
17:25		17:25	17:55	00:30	TCR Endurance Europe (15'+5'+15')	Q
18:00		18:00	18:30	00:30	Mini Challenge (15'+5'+15')	Q
Sabato						
Apertura pitlane	Chiusura Pit lane	Start	End	Dur	Category	Session
08:50	08:55	09:00	09:55	00:55	TCR Europe Endurance	R1
10:00		10:00	10:20	00:20	Legends Cars Italia	FP1
10:25	10:30	10:35	10:55	00:20	FX2	R1
11:00	11:05	11:10	11:35	00:25	Mini Challenge	R1
11:40		11:40	12:00	00:20	Legends Cars Italia	FP2
12:05	12:10	12:20	12:40	00:20	FX Pro Series	R1
12:45		12:45	13:05	00:20	Trofeo Predator's	Q
PAUSA						
13:50	13:55	14:00	14:25	00:25	Supersport GT	R1
14:30		14:30	14:50	00:20	Twingo Cup	Q
14:55	15:00	15:05	15:25	00:20	ATCC	R1
15:30		15:30	15:50	00:20	Legends Cars Italia	Q
15:55	16:00	16:10	16:35	00:25	X-GT4 Italy	R1
16:40	16:45	16:55	17:20	00:25	Lotus Cup Italia	R1
17:25	17:30	17:35	18:30	00:55	TCR Europe Endurance	R2
Domenica						
Apertura pitlane	Chiusura Pit lane	Start	End	Dur	Category	Session
08:50	08:55	09:00	09:18	00:18	Legends Cars Italia	R1
09:23	09:28	09:35	09:55	00:20	Trofeo Predator's	R1
10:00	10:05	10:10	10:30	00:20	Twingo Cup	R1
10:35	10:40	10:50	11:10	00:20	FX2	R2
11:15	11:20	11:30	11:50	00:20	Lotus Cup Italia	R2
11:55	12:00	12:15	12:40	00:25	X-GT4 Italy	R2
12:50	12:55	13:00	13:18	00:18	Legends Cars Italia	R2
PAUSA						
14:00	14:05	14:30	14:50	00:20	FX Pro Series	R2
15:00	15:05	15:15	15:35	00:20	Trofeo Predator's	R2
15:40	15:45	15:50	16:15	00:25	Mini Challenge	R2
16:20	16:25	16:35	16:55	00:20	Twingo Cup	R2
17:00	17:05	17:15	17:35	00:20	ATCC Cup	R2
17:40	17:45	17:55	18:20	00:25	Supersport GT	R2

20' MINUTES BEFORE THE ACTIVITY ON TRACK ALL CARS AND DRIVERS READY ON GATE

REMINDER



**SAFETY CLOTHING
MANDATORY USE
ENTIRE WEEKEND**

TCR European
Endurance
TOURING CAR SERIES

REMINDER

TCR European
Endurance
TOURING CAR SERIES

**FRIDAY – SATURDAY – SUNDAY ON TRACK
LIGHTS SWITCH ON
AFTER 4.00 P.M
MANDATORY MATTER FOR ALL CARS**



THE PADDOCK 2 - PREGRID


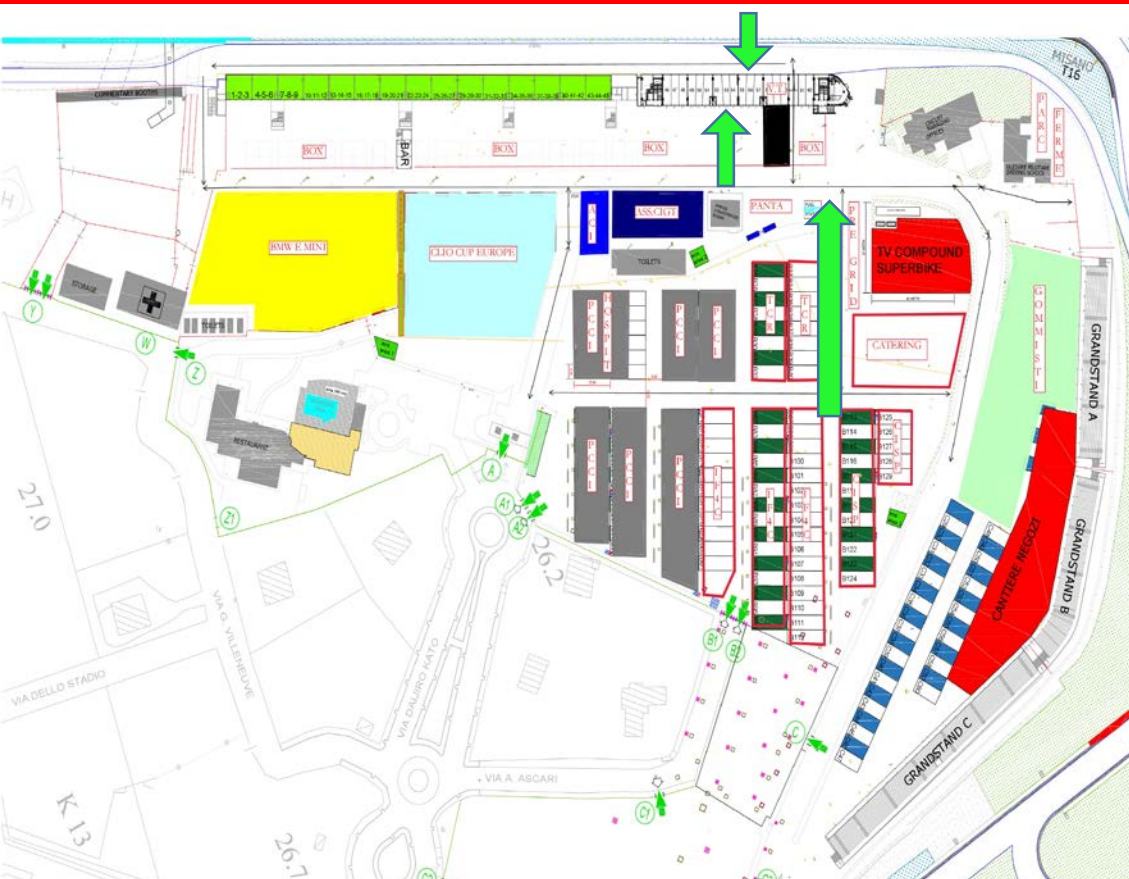
THE CARS STAY HEAR IN TWO LINE
UNTIL IN FRONT OF THE BOX 60



20' MINUTES BEFORE THE ACTIVITY ON TRACK ALL CARS AND DRIVERS READY ON GATE

PREGRID CARS ENTRY INSIDE THE PIT LANE

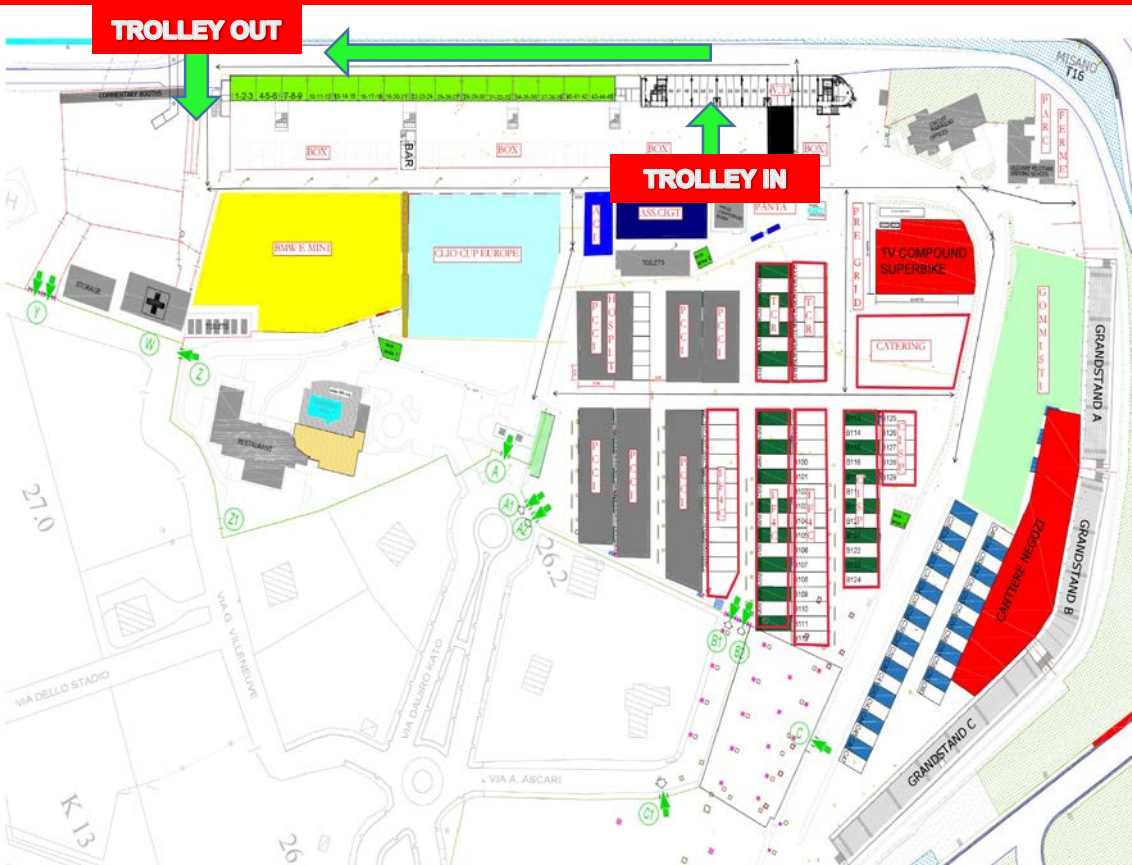
BOX 55 IN 57 OUT



20' MINUTES BEFORE THE ACTIVITY ON TRACK ALL CARS AND DRIVERS READY ON GATE

IN / OUT CARS →

PREGRID TROLLEYS ENTRY INSIDE THE PIT LANE



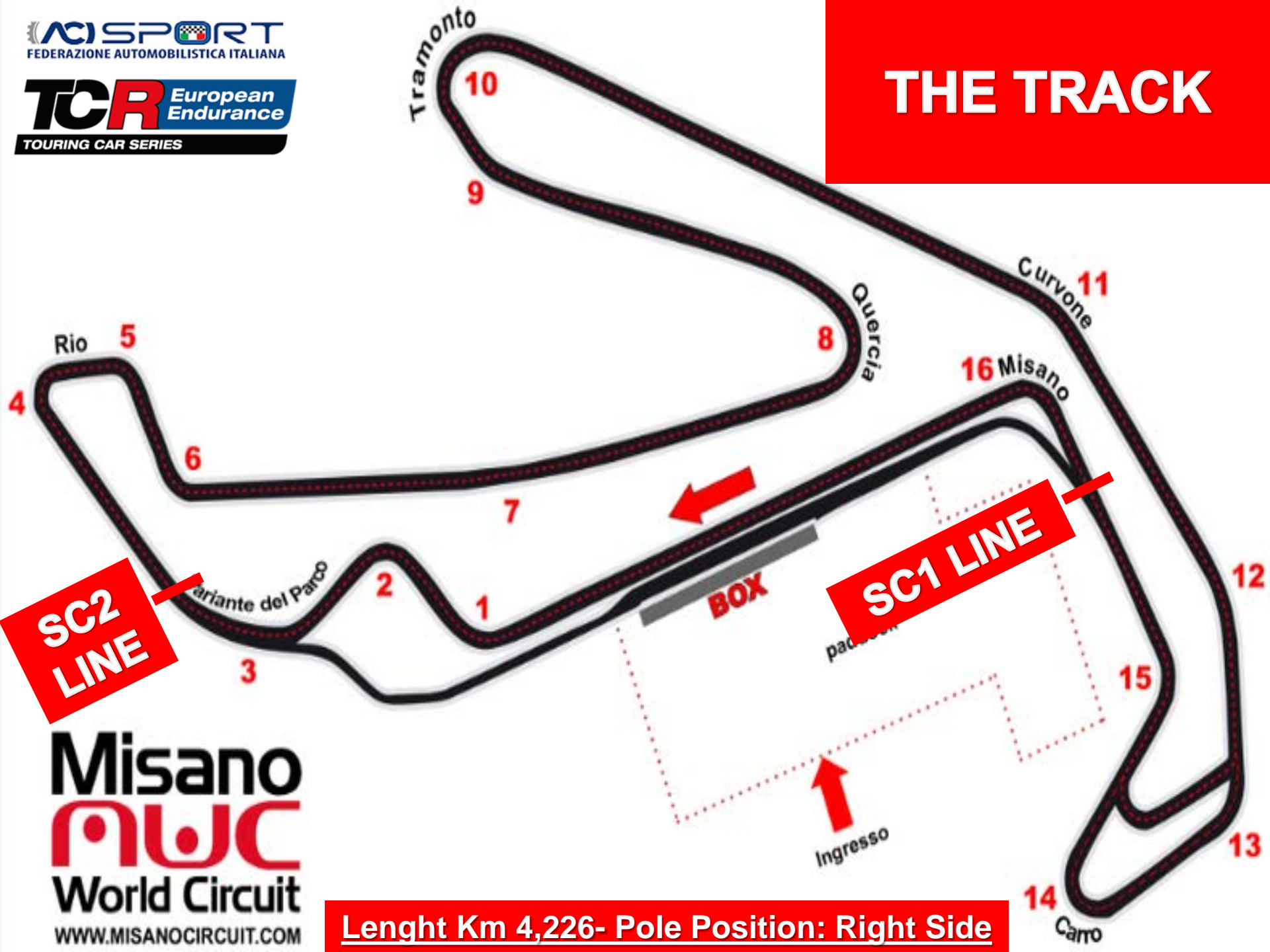
**BOX 55 IN
BOX 57 OUT**



20' MINUTES BEFORE THE ACTIVITY ON TRACK ALL CARS AND DRIVERS READY ON GATE

TROLLEY CIRCULATION →

THE TRACK



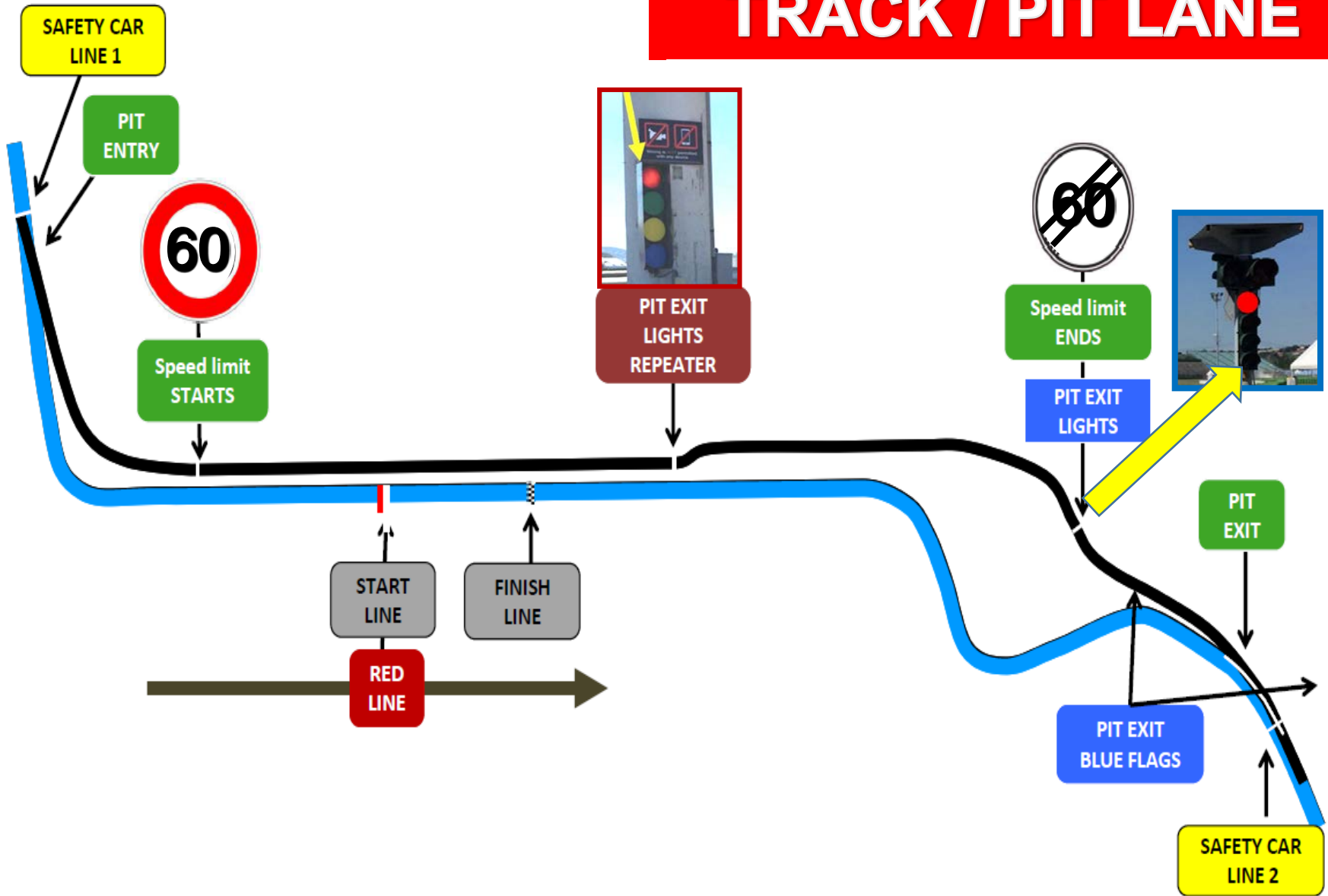
**SC2
LINE**

SC1 LINE

BOX

Ingresso

THE LINES ON TRACK / PIT LANE

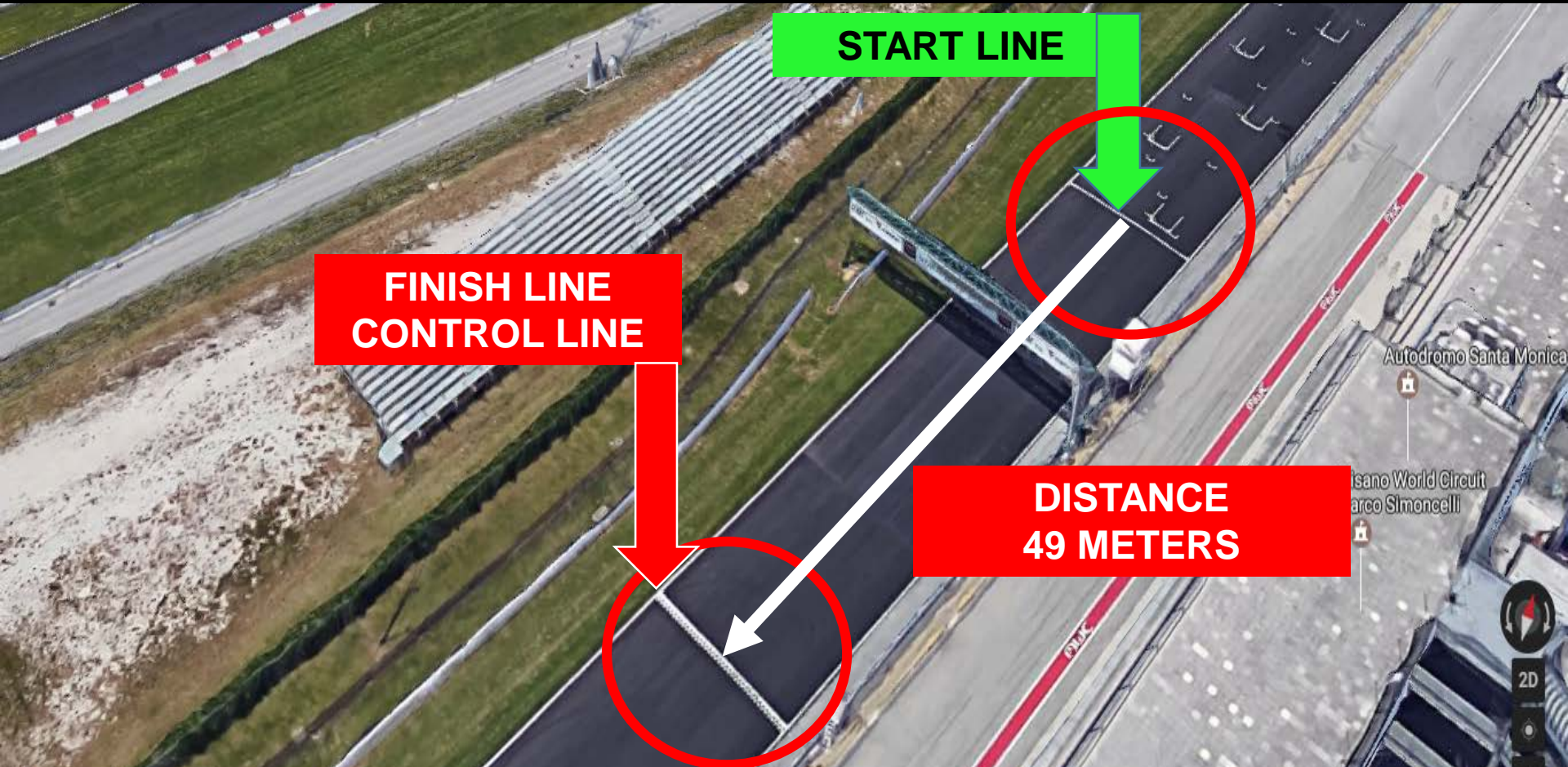


Lenght Km 4,226- Pole Position: Right Side

FREE PRACTICE – QUALIFYING – FORMATION LAP



When the cars approach to start of the Free Practice – Qualifying – and Formation Lap for the Race 1 – Race 2 The speed limit imposed in the Pit is **60 Km/h**.





PIT ENTRY





PIT ENTRY

← **PIT IN**

START THE SPEED LIMIT IN THE PIT

60

60

60

SPEED LIMIT IN THE PIT

60

Km/h

SCRUTINEERING SAFETY CHECKS BOX DURING THE EVENT




INNER LANE

FAST LANE

BLENDING LANE

SPEED LIMIT IN THE PIT 60 KM/H


PIT EXIT: FIRST LIGHTS



TCR European
Endurance
TOURING CAR SERIES

Reminder: Exit to the pit lane only after green lights is on

**MUST RESPECT RED LIGHTS ON – IMMEDIATELY CAR STOPPED HEAR
BEFORE THE LIGHTS**

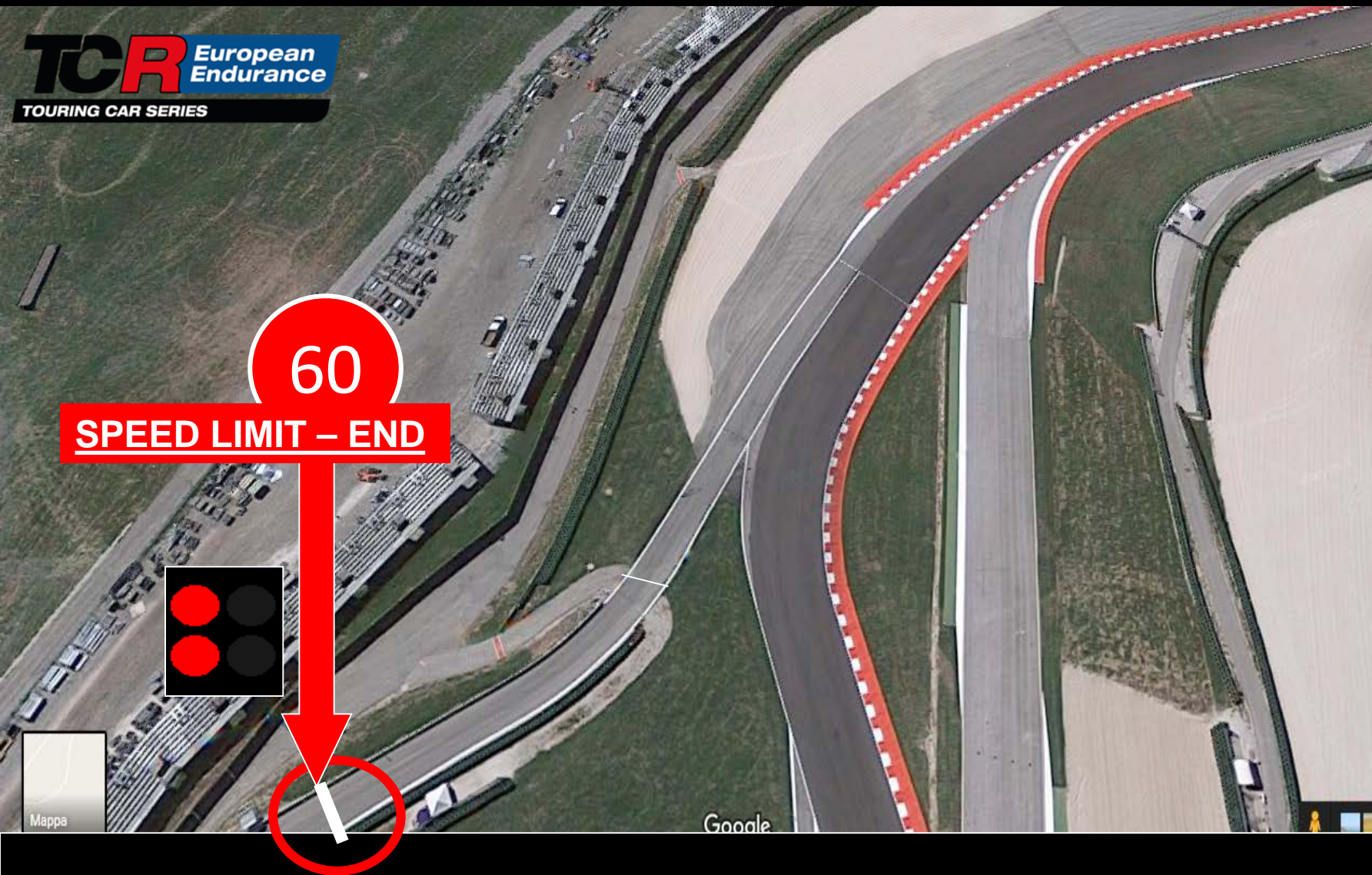


PIT EXIT: SECOND LIGHTS

MUST RESPECT RED LIGHTS ON – IMMEDIATELY CAR STOPPED HEAR - BEFORE THE WHITE LINE

Reminder: Exit to the pit lane only after green lights is on

END SPEED LIMIT




MUST RESPECT SECOND LIGHTS IN PIT EXIT



PIT EXIT – RESPECT LIMIT



TCR European Endurance
TOURING CAR SERIES



DONT NOT CROSS AND NO TOUCH THIS LINE FOR ALL LENGHT

PIT EXIT LINE – MUST RESPECT THE LINE



DONT TOUCH – DONT CROSS THE LINE

BLUE FLAG AT PIT EXIT



TCR European
Endurance
TOURING CAR SERIES

BLUE FLAG AT TURN 3

GT4 European Series



MARSHALL POST

Misano
MWC
World Circuit
Marco Simoncelli

MASTER
RACING
WEEKEND




AFTER THE PROBLEMS RECOVERING THE CAR INSIDE THE ORANGES AREAS
(RIGHT OR LEFT SIDE TO THE TRACK)

TCR European
Endurance
TOURING CAR SERIES

**TURN 1 – ESCAPE ROAD - TURN 2 APEX – ROUTE TO REJOIN
MUST RESPECT - SAFETY CONDITION – MANDATORY USE**

TURN 1 ESCAPE ROAD – TURN 2 APEX



TURN 1 ESCAPE ROAD – ROUTE TO REJOIN




STOPPING FREE PRACTICE – QUALIFYING - RACE

When the red flags/lights are displayed, all Drivers must immediately reduce speed being prepared to stop if necessary and proceed slowly back to the Pit Lane - Pit Allocation.

RED LIGHTS PANEL

Slow down to 80 Km/Hr - NO overtaking

Qualifying: Clock stops - lap time cancelled - drive to pit lane



RED FLAG DURING THE FP AND QUALIFYING: STOP THE CAR IN THE PIT ALLOCATION IN WORKING LANE ONLY – MANDATORY IN CORRECT POSITIONS OF THE PIT ALLOCATION.


CHECK THE RED FLAG PROCEDURE - DURING SAFETY CAR ON THE ACISPORT REGULATIONS (RDS 2024)

**RED FLAG PROCEDURE DURING THE RACE AFTER SAFETY CAR ON TRACK: ALL CARS FOLLOW THE SAFETY CAR IN PIT LANE – ALL CARS STAY IN FAST LANE IN PARK FERME' CONDITIONS – ENGINES OFF - UNTIL AFTER THE RACE DIRECTOR SEND THE ORDER (IN RADIO AND ON THE MONITORS « NOW IS POSSIBLE MAKE THE WORKS ON THE CARS UNTIL AT THE TIME: _____ »)
RESTART THE RACE IS BEHIND THE LA SAFETY CAR – FOLLOW THE ITALIAN SPORTING REGULATION 2024.**

THE RACE

RACE

- RACE WILL BE DIVIDED IN 2 PARTS:
 - SATURDAY: 55'
 - SUNDAY: 55'
- IN EACH PART A COMPULSORY PIT STOP MUST BE DONE
- AT THE END OF PART 1 (RACE ON SATURDAY) NO PODIUM
- AT THE END OF PART 2 (RACE ON SUNDAY) PLEASE FOLLOW MARSHALS INSTRUCTION TO APPROACH AT PODIUM BAY
- FIRST 3 CARS IN PARC FERME' (FOLLOW MARSHALS INSTRUCTIONS)
- DRIVER THAT WILL START AS FIRST IN PART 1 DOESN'T START AS FIRST IN PART 2



CHECK THE RED FLAG PROCEDURE - DURING SAFETY CAR ON THE ACISPORT REGULATIONS (RDS 2024)

RED FLAG PROCEDURE DURING THE RACE AFTER SAFETY CAR ON TRACK: ALL CARS FOLLOW THE SAFETY CAR IN PIT LANE – ALL CARS STAY IN FAST LANE IN PARK FERME' CONDITIONS – ENGINES OFF - UNTIL AFTER THE RACE DIRECTOR SEND THE ORDER (IN RADIO AND ON THE MONITORS « NOW IS POSSIBLE MAKE THE WORKS ON THE CARS UNTIL AT THE TIME: _____ »)
RESTART THE RACE IS BEHIND THE LA SAFETY CAR – FOLLOW THE ITALIAN SPORTING REGULATION 2024.



STARTING PROCEDURE ROLLING START

POLE POSITION: RIGHT SIDE

TCR European
Endurance
TOURING CAR SERIES

DURING THE PROCEDURE
AND THE PANELS SHOW
THE SIREN WILL ALSO BE ACTIVATED
WITH A SINGLE RING !!



15' BEFORE THE START:
PIT LANE IS OPEN

10' BEFORE THE START:
PIT LANE IS CLOSED

5' BEFORE THE START
WILL SHOW THE PANEL 5'
MINUTES:
NO WORKS
WHEELS FITTED
CARS DOWN

3' BEFORE THE START
WILL SHOW THE PANEL 3'
MINUTES:
CLEAR THE STARTING GRID
– ONLY ONE PERSON PER
CAR

1' BEFORE THE START WILL
SHOW THE PANEL 1'
MINUTE: STARTING GRID IN
COMPLETE CLEAR
CONDITIONS – ENGINES ON

30" BEFORE THE START
WILL SHOW THE PANEL 30"
SECONDS:
DRIVERS MUST BE READY
FOR THE STARTING LAP
LEADING CAR MOVING

AFTER WILL SHOW THE GREEN FLAG:
ALL CARS MOVING FROM THE GRID
STARTING LAP (FORMATION)

In the interval between the opening and the closing of the pit lane , 2 (two) laps of the circuit can be driven, with passage along the Pit Lane and within the time period in which the green light is on

When the cars are stopped in the GRID before the Formation Lap – ENGINE OFF / NO ENGINE RUNNING

DURING THE STARTING (FORMATION) LAP SAFETY MATTERS IN MANDATORY USE:



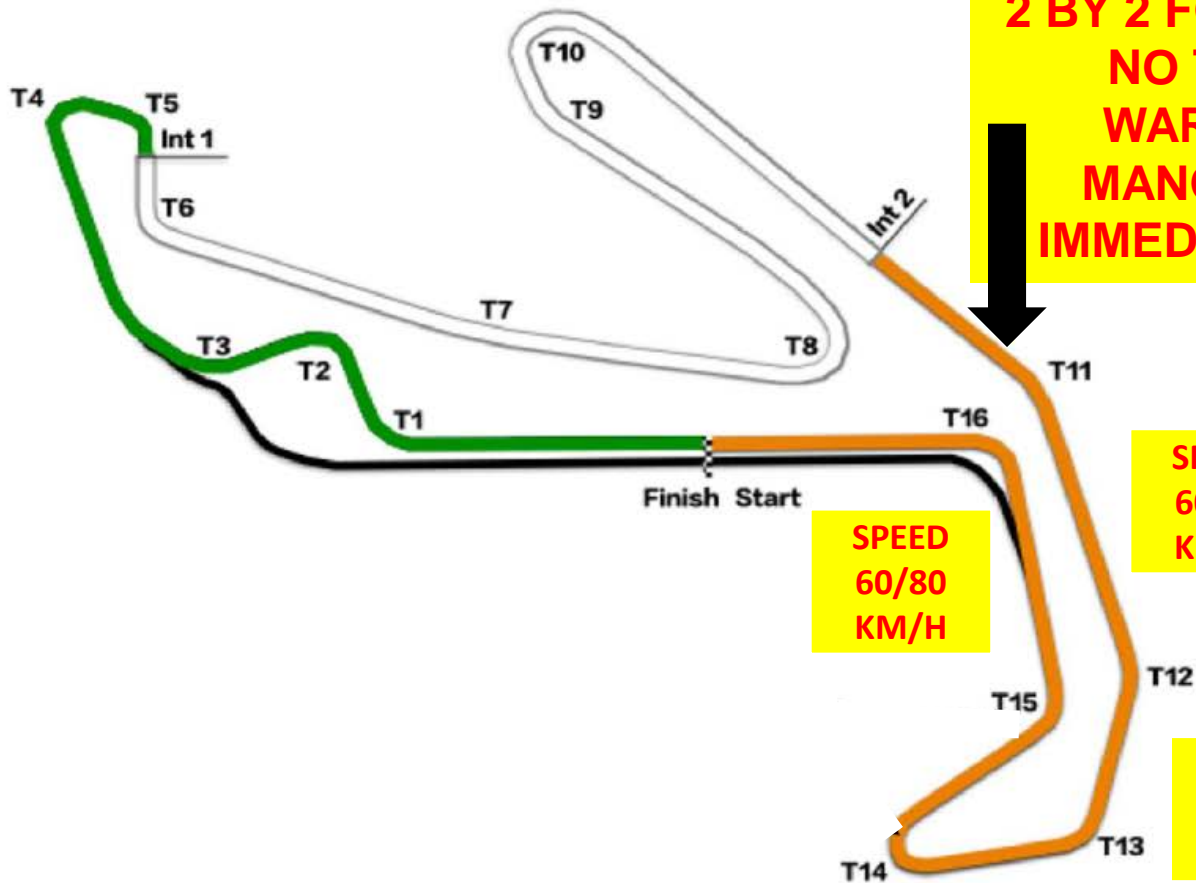
STARTING (FORMATION) LAP:

- DRIVERS MUST FOLLOW THE LEADING CAR.
- NO OVERTAKES.
- IN CASE A CAR DOES NOT START THE FORMATION LAP FROM THE GRID, IT MUST START FROM ITS GRID POSITION ONLY IF IT HAS NOT BEEN TAKEN BY ALL THE OTHERS CARS.

TWO BY TWO FORMATION BOARD :

- STARTING FROM T11 THE GRID FORMATION BOARD WILL BE SHOWN
- **NO TIRES WARMING MANOUVRE - (IMMEDIATELY!!)**
- NO OVERTAKES.
- IT'S COMPULSORY TO MAKE THE TWO BY TWO FORMATION
- SPEED IS IMPOSED MIN.60 KM/H – MAX 80 KM/H UNTIL THE GREEN LIGHTS IS ON

DURING THE STARTING (FORMATION) LAP SAFETY MATTERS IN MANDATORY USE:



TURN 11
WILL SHOW THE
BOARD:
2 BY 2 FORMATION
NO TIRES
WARMING
MANOUVRE
IMMEDIATELY !!

SPEED
60/80
KM/H

SPEED
60/80
KM/H

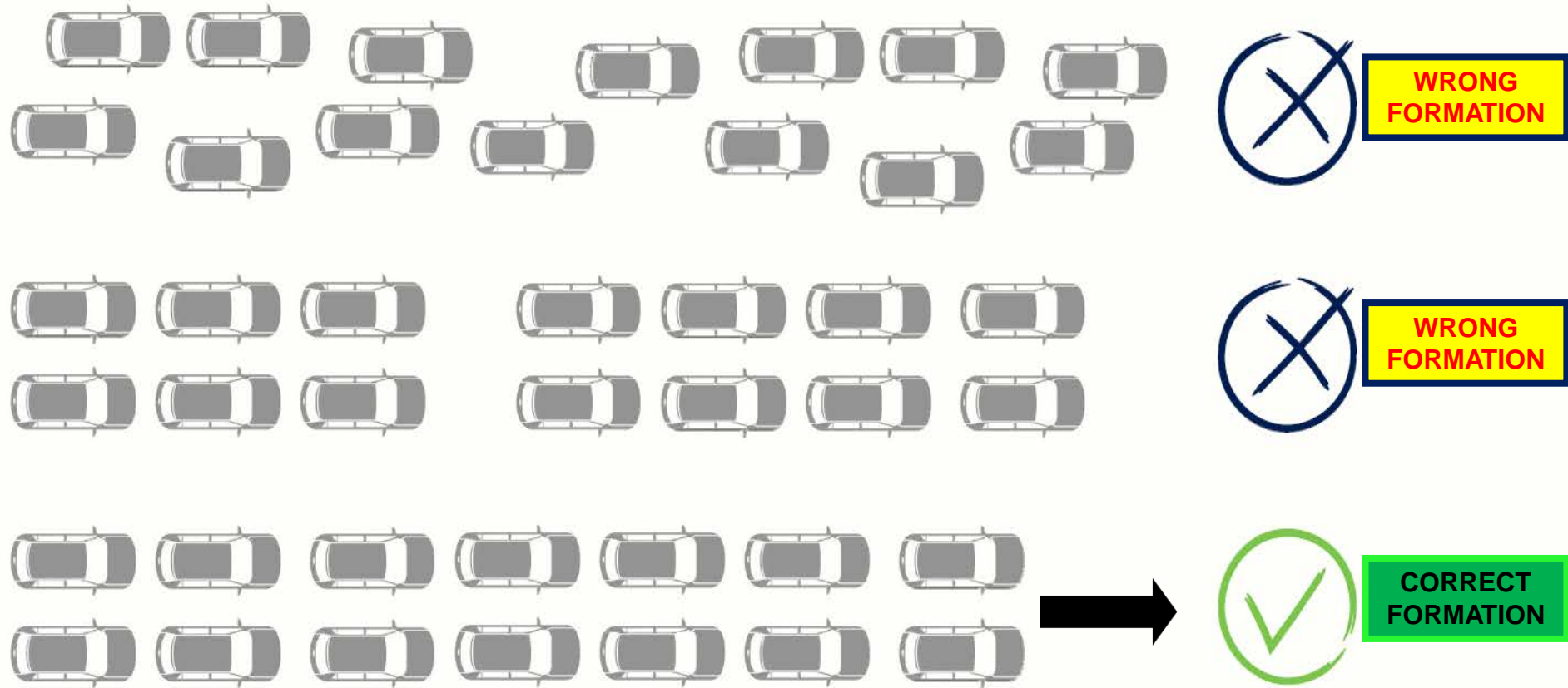
SPEED
60/80
KM/H

DURING THE STARTING (FORMATION) LAP SAFETY MATTERS IN MANDATORY USE:



STARTING PROCEDURE


ROLLING START



MANDATORY BEHAVIUR/PERFORMANCE:KEEP YOUR RESPECTIVE POSITIONS IN MOTION WITHOUT GETTING OUT OF ALIGNMENT, WITHOUT DISTURBING THE CONVOY AND THE RESPECTIVE START LINES AND ROW, UNTIL THE GREEN START LIGHTS TURN ON – IT IS A NECESSARY SAFETY CONDITION !!


DURING THE STARTING (FORMATION) LAP SAFETY MATTERS IN MANDATORY USE:

ROLLING START – LINE UP



DURING THE STARTING (FORMATION) LAP SAFETY MATTERS IN MANDATORY USE:

ROLLING START – LINE UP



STARTING PROCEDURE – ROLLING START



ALL RED LIGHTS ON

TCR European
Endurance
TOURING CAR SERIES



STARTING PROCEDURE



**GREEN LIGHTS ON
START THE RACE**



STARTING PROCEDURE – ROLLING START IN CASE THE PROBLEMS DURING THE START OR (FORMATION) LAP

ABORTED START ADDITIONAL FORMATION LAP

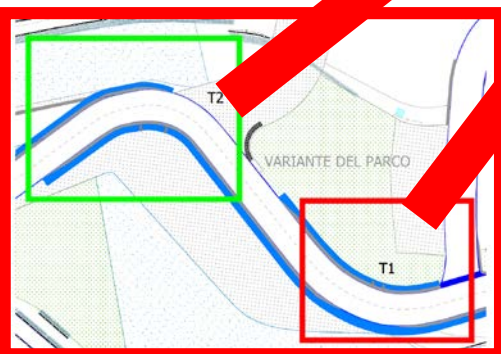
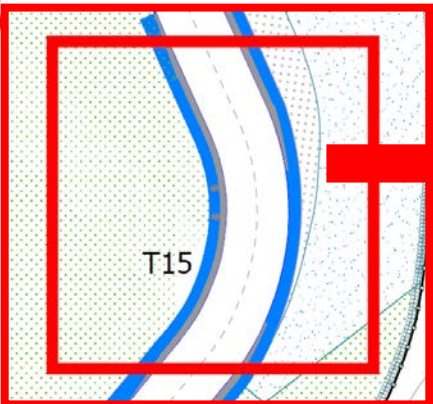
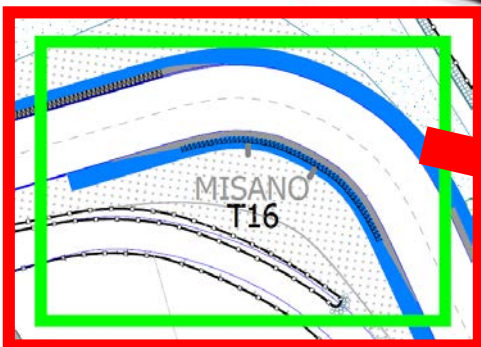
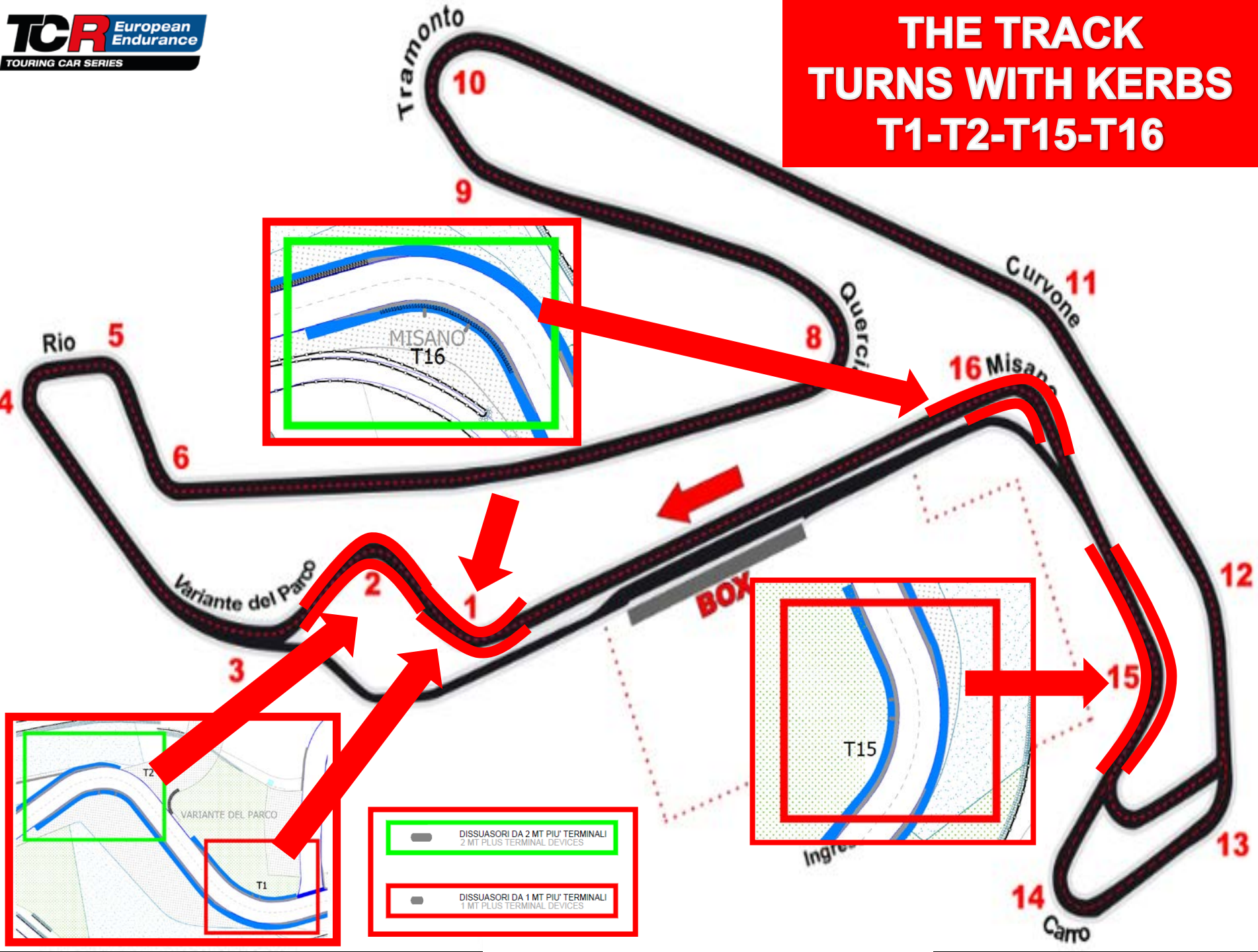


- In case of false start, red lights will be maintained on and an extra formation will be done (the poleman will be as leading car).
- The timing will start at the end of the first formation lap
- If during the starting procedure, the track should suddenly become unusable, a "start delayed" board will be shown at the starting line and competitors will be informed.
- As soon as conditions permit, the starting procedure will be resumed by the "5 MINUTES" board



**ANY FALSE OR JUMP START WILL BE SANCTIONED
FROM THE STEWARDS**

THE TRACK TURNS WITH KERBS T1-T2-T15-T16



- DISSUASORI DA 2 MT PIU' TERMINALI
2 MT PLUS TERMINAL DEVICES
- DISSUASORI DA 1 MT PIU' TERMINALI
1 MT PLUS TERMINAL DEVICES

THE TRACK TURNS WITH KERBS T1-T2-T15-T16

- QFY 1
- QFY 2

- TIME LAP DELETED IMMEDIATELY


- RACES

- 1st Offence: Warning on timekeepers monitor
- 2nd Offence: Warning on timekeepers monitor
- 3rd Offence: Warning on timekeepers monitor
- 4th Offence: Warning flag (black/white)
- 5th Offence: +5" Time penalty or more


TRACK LIMIT

TCR European
Endurance
TOURING CAR SERIES

NO Track Limits



Track Limits



6
UPDATE

TRACK LIMITS CONDITION EXAMPLE FOR OTHER CORNERS



TRACK LIMIT

TRACK LIMIT



RESPECT TRACK LIMIT:

DURING THE QUALIFYING EXCEEDED LIMITS TRACK:

DELETING ONE TIME LAP

IF MAKE EXCEEDED TRACK LIMITS IN THE LAST CORNER DELETING TWO LAPS

**DURING THE RACES
AFTER REPEAT THE LIMITS TRACK
PENALTY TIME**

(DECISION TO THE STEWARDS)

PIT STOP ROLES

PIT STOP

- PIT WINDOW OPEN WILL BE BETWEEN 25' AND 33'
- MAX 3 MECHANICS PER CAR ARE ALLOWED TO WORK ON IT. ONE IS THE CAR CONTROLLER
- MECHANICS MUST WEAR THE YELLOW TABARDS
- DRIVERS CHANGE IS ALLOWED
- AT LEAST 2 TYRES CHANGES MUST BE DONE (ONLY ONE WHEEL GUN)
- MINIMUM TIME IMPOSED TO BE ANNOUNCED AFTER FP 2 WITH DEDICATE BULLETIN
- SOLO DRIVER + 5 SEC MUST BE ADDED ON THE IMPOSED TIME
- TIME PENALTY FOR MISSING IMPOSED TIME OR WRONG PIT WINDOW


FULL COURSE YELLOW



FCY PROCEDURE

- During free practices and qualifying the FULL COURSE YELLOW procedure could be used.
- A 10 seconds countdown will be carried out before the start of the procedure.
- All Marshals posts will show a waved yellow flag and a FCY board.
- From this moment, all drivers must reduce the speed to 80 Km/h and maintain it constant.
- OVERTAKING IS FORBIDDEN.
- When safety conditions will be restored another 5 seconds countdown will be carried out and at the end of it all the yellow flags and FCY boards will be withdrawn and replaced with waved green flags.

DURING THE FREE PRACTICE – QUALIFYING AND RACES



FCY

SC

Misano
MWC
World Circuit
Marco Simoncelli

- Speed 80 Km/Hr until the green flag
- SC procedure always preceded by FCY
- SC get the leader during the FCY
- End of FCY– SC procedure

DURING THE FREE PRACTICE – QUALIFYING AND RACES

SECTOR TIMES – FCY PROCEDURE

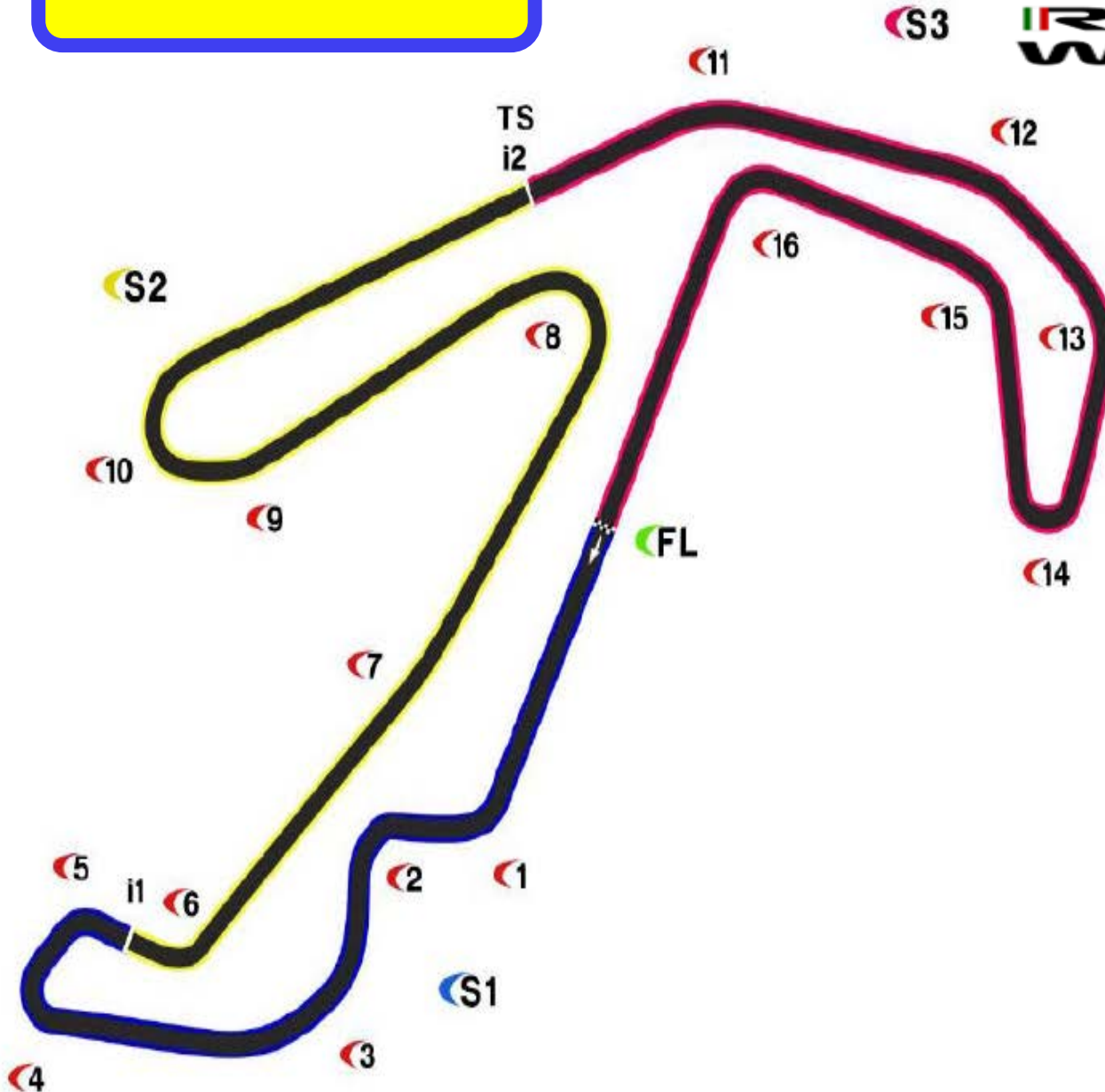
ACCORDING TO THE ARTICLE 14.11 SPORTING REGULATION 2024 THE SECTOR TIMES SET IN THE FULL COURSE YELLOW PROCEDURE (FCY) OF 80 KM/H ARE THE FOLLOWING:

SECTOR	DISTANCE	TIME
• TOTAL LENGHT	4226.0 METERS	03:10.2
• FINISH LINE / INT. 1	987.5 METERS	00:44.5
• INT.1 / INT.2	1061.1 METERS	00:47.7
• INT.2 / INT.3	1325.7 METERS	00:59.6
• INT.3 / FINISH LINE	851.7 METERS	00:38.4

SECTOR TIMINGS



Misano
AWC
World Circuit
Marco Simoncini



Misano

Circuit Length: 4.226 m.

i1 at: 987 m.

i2 at: 2.632 m.

Pit it - Pit Out: 586 m.



SAFETY CAR

PROCEDURE



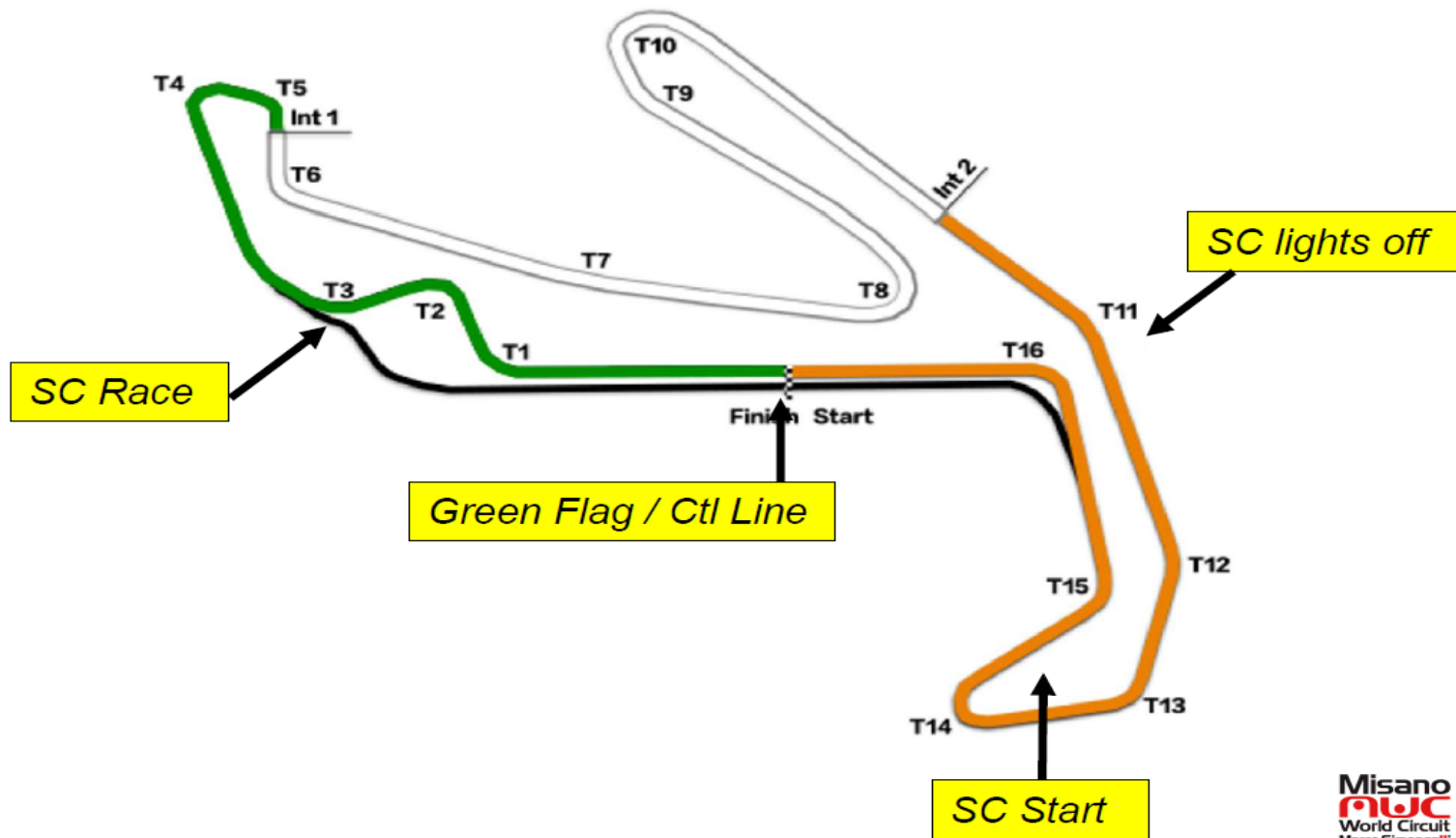
SC



Misano
MWC
World Circuit
Marco Simoncini

SAFETY CAR PROCEDURE

SAFETY CAR SC may use the Pitlane



SAFETY CAR PROCEDURE



SAFETY CAR PROCEDURE

- If needed, the Clerk of the Course can use the Safety Car to neutralize the race.
- When the Safety Car deploy order is given, all Marshals Post will show a waved yellow flag and SC board.
- The Safety Car will enter on track with the yellow lights on and take the head of the race with the leader behind itself.
- Overtaking is forbidden and the distance should be less than five car lengths apart.
- The Safety Car will be used until the safety conditions will be restored.
- When the Safety Car will approach the SC Line 1, competitor may enter in pit lane overtaking the SC.
- During the SC procedure Pit Exit remain GREEN. When the SC will close to pass the START Line pit exit will be closed (RED lights)
- When the last car of the group behind the SC will pass pit exit the light at pit exit it will be GREEN again.
- In some circumstances, the Safety Car can pass in pit lane. Please, always follow the Safety Car when its yellow lights are on.
- During the SC period it's not possible to serve penalties as STOP & GO and DRIVE THROUGH

SAFETY CAR PROCEDURE

SAFETY CAR PROCEDURE

- When the Clerk of the Course announces "Safety Car in this lap," the Safety Car will turn off its yellow lights at **Turn 11/12**
- From this moment onward, all drivers must maintain a consistent speed without performing any tire-warming maneuvers. All SC boards will be withdrawn and a single fixed yellow flag will be shown at each marshal post
- As the Safety Car approaches the pit entry, the yellow flags will be withdrawn.
- Green lights and a green flag will be displayed only at the Control line until the last car passes.
- Overtaking is only allowed after crossing the Control/Finish line.
- If the safety car remains on the track during the final lap, the following procedure will be implemented:
 - Turn off lights at **Turn 11/12**
 - Safety car returns to the pit lane
 - All competing cars will receive the chequered flag (no overtaking or green flag).



SAFETY CAR

TCR European
Endurance
TOURING CAR SERIES



Misano
WTC
World Circuit
Marco Simoncelli

FX
MASTER
RACING
WEEKEND

SAFETY CAR

FX
MASTER
RACING
WEEKEND

TCR European
Endurance
TOURING CAR SERIES

FIRST SAFETY CAR LINE

Misano
MWC
World Circuit
Marco Simoncelli

SAFETY CAR

SC



When the order is given to deploy the Safety Car, all Marshals posts will display wawed yellow flags and the “SC” board which shall be maintained until the intervention is over

SAFETY CAR

PROCEDURE

FX
MASTER
RACING
WEEKEND

TCR European
Endurance
TOURING CAR SERIES

Automobile Club d'Italia
SPORT

SC

**YELLOW LIGHTS OFF
SAFETY CAR IN THIS LAP**



SAFETY CAR

Under certain circumstances, the Race Director may ask the Safety Car to use the Pit Lane ; in these cases, and provided its orange lights remain illuminated, all Cars must follow it into the PIT LANE without overtaking.

Any Car entering the Pit Lane under these circumstances may stop at its Pit

During the SAFETY CAR period it's not possible to make the penalty

-- STOP&GO

-- DRIVE TROUGH



SAFETY CAR

SC



PIT EXIT LIGHTS DURING SC

Pit exit light remain **GREEN**

When the SC will pass the FINISH LINE, the pit exit light will turn **RED**

When last car in the group behind SC passes pit exit, the light will turn **GREEN**
again

**SAFETY CAR LIGHTS OFF
Between Turns 11 - 12**

**IN TURN 11: FINISH WARMING TIRES MANOUVRES
WHEN SC YELLOWS LIGHTS OFF**

**WHEN SC YELLOWS LIGHTS OFF
ALL MARSHALL POST WITHDRAW THE SC BOARD
AND LEAVE THE FIXED YELLOW FLAGS DISPLAYED
ONLY.**

**DURING THE RESTART ONLY MP IN CONTROL/FINISH
LINE WILL SHOW THE GREEN FLAG FOR THE RESTART
OVERTAKE IS FORBIDDEN UNTIL THE DRIVER CROSS THE
CONTROL LINE.**



SAFETY CAR RESTART

Misano
MWC
World Circuit
Marco Simoncini

TCR Italy
TOURING CAR CHAMPIONSHIP



Automobile Club d'Italia
SPORT



TCR European
Endurance
TOURING CAR SERIES

DONT CROSS THE SC LINE BEFORE THE SAFETY CAR

RESPECT THE DISTANCE TO THE SAFETY CAR ON THE SC LINE !!!!!

SAFETY CAR

OVERTAKING IS POSSIBLE AFTER CROSS THE CONTROL LINE

CONTROL AND FINISH LINE

49m after the Startline



START BEHIND SAFETY CAR

Under certain circumstances the Race may be started behind the Safety Car. In this case, at any time before the “one-minute” signal is given, its orange lights will be switched on. This is the signal to the Drivers that the Race will be started behind the Safety Car. When the green lights are illuminated, the Safety Car will leave the Grid with all Cars following in Grid order, no more than ten car lengths apart. There will be no Formation Lap and **the Race will start when the green lights is on.**



Any Driver who is delayed leaving the Grid must not overtake another moving Car if they were stationary after the remainder of the Cars had crossed the Start Line.

This Driver must then take up position at the back of the line of Cars behind the SC



The Pit Exit will be closed and all Cars must proceed to the grid where they must stop
They will then resume the race in accordance with the Regulation

The Safety Car will then be driven to the front of the grid

A race which has not been declared **WET** before the start will not be interrupted if ,
during its course, it starts raining, and drivers will be allowed to use rain tyres .

SUSPENDING THE RACE Under Safety Car

FX
MASTER
RACING
WEEKEND

TCR European
Endurance
TOURING CAR SERIES

STOPPING DURING THE RACE (RED FLAG)

**CHECK THE NEW RED FLAG PROCEDURE - DURING SAFETY CAR
ON THE ACISPORT REGULATIONS (RDS 2022)**



**ALL CARS FOLLOW THE SAFETY CAR INTO THE PIT LANE
STOP AT PIT EXIT BEHIND THE SAFETY CAR**

SHOW THE MESSAGE UNDER INVESTIGATION REASONS



- IF THE DRIVER NO RESPECT INTERNATIONAL CODE
 - IF THE DRIVER INVOLVING TO THE COLLISION
 - IF THE DRIVER NO RESPECT THE FLAGS AND PANELS
- SHOW

THE RACE CONTROL SHOW THE MESSAGE



UNDER INVESTIGATION

963

FLAGS - DIGITAL PANELS & INFORMATIONS



Dangerous situation
Please Reduce The Speed




Very Dangerous situation
Please Reduce The Speed
Ready also to Stopped



Race Stopped
Immediatly in Pit Lane
Speed 80 Km/h



Technical problem
Immediatly in Pit
Lane



Ease the overtake

STOP & GO

Showed for 2 Laps

The driver has 3 Laps to enter in the Pit Lane

911


With Race Number

DRIVE THROUGH

Showed for 2 Laps

The driver has 3 Laps to enter in the Pit Lane


FLAGS - DIGITAL PANELS & INFORMATIONS



Safety Car



Safety Conditions



Full Course Yellow



White Flag
Slow Car on track



Reduce the Speed
Reduced Grip Conditions



Warning Flag
Wrong Performance



Finish Flag
End of the Session or Race

FLAGS & INFORMATION

BLUE FLAG




At ALL TIMES: displayed to a driver leaving the pits if traffic is approaching on the track.

During PRACTICE: a faster car is close behind you and is about to overtake you.

During the RACE: shown to a car about to be lapped, the driver concerned must allow the following car to pass at the earliest opportunity.

MUST RESPECT THE BLUE FLAGS

PENALTY SHOW POINT SIGNALING AREA




Drive Through


STOP & GO

921

FLAGS




PENALTY SHOW POINT SIGNALING AREA



STOP and GO - AREA

Misano
MWC
World Circuit
Marco Simoncelli

TCR European
Endurance
TOURING CAR SERIES



FX
MASTER
RACING
WEEKEND



FINISH LINE – CONTROL LINE



PARC FERME' ENTRANCE

Misano
MWC
World Circuit
Marco Simoncelli



Slowdown Lap





OFFICIAL NOTICE BOARD

ONLY VIRTUAL AND DIGITAL MODE

ON TOP THE WEB:



<https://www.fxitalianseries.com>

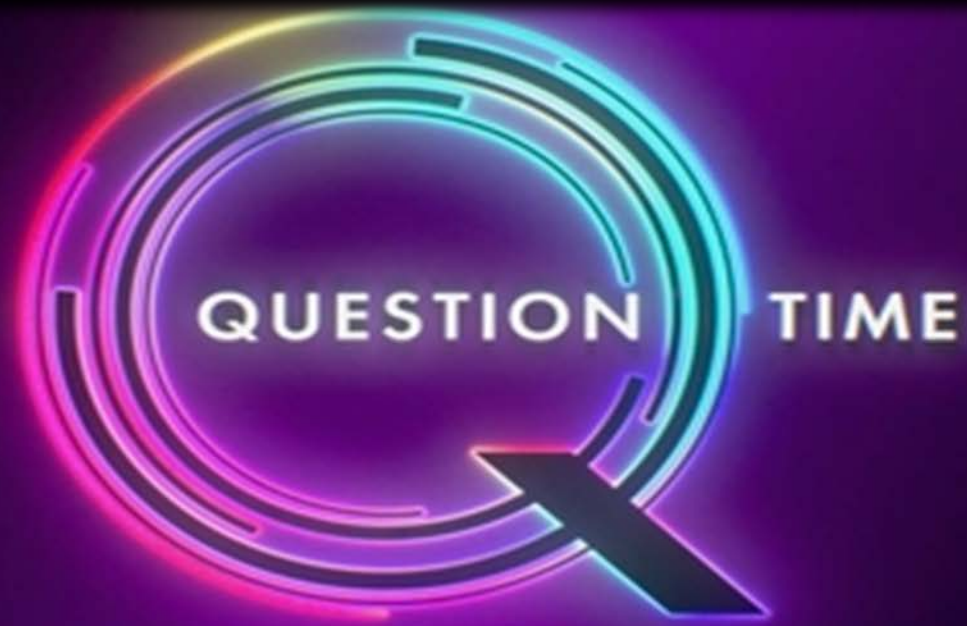
FX
RACING
WEEKEND

Misano
AWC
World Circuit
Marco Simoncelli



Never Forget without the marshals you don't get to race!





THANKS FOR YOUR ATTENTION

SEE YOU NEXT YEAR FOR THE NEW



FANTASTIC SEASON



FX RACING WEEKEND 2025 !!



WE WISH YOU A VERY GOOD WEEKEND
IN MISANO WORLD CIRCUIT